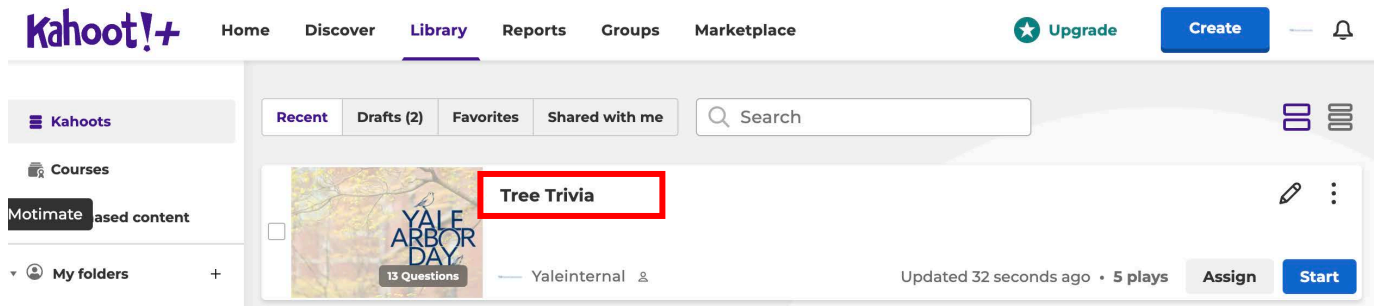


How to host Tree Trivia

1. Go to [Kahoot.com](https://kahoot.com) and log in:
Username: Yaleinternal
Password: Treetrivia23!
2. On the navigation bar, click **Library**.



3. You will see available quizzes, click **Tree Trivia**



4. On the left side of the screen, click **Start**.



Tree Trivia


5 plays • 17 players



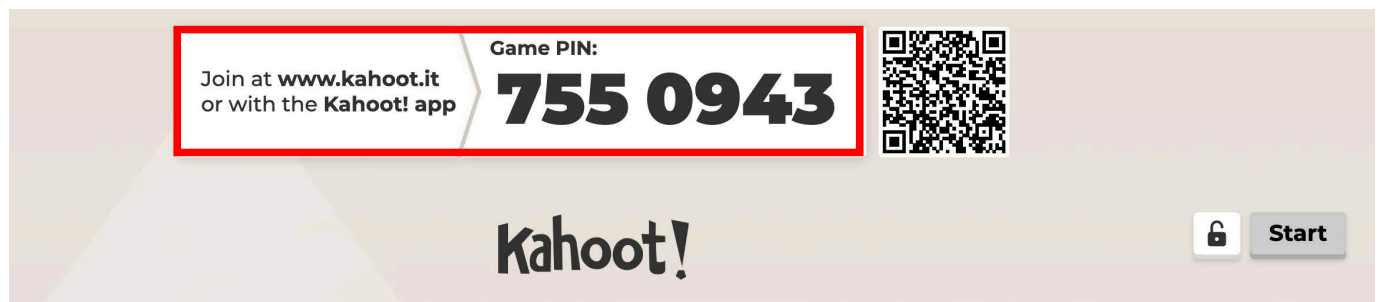
Break out the fun at your next staff meeting with a few rounds of Tree Trivia!

 A private kahoot

5. Begin classic mode by clicking **Start**.



6. The pin for the trivia game will appear. Share the pin with players.



7. Once everyone is signed in, you can begin the Tree Trivia game by clicking **Start**.

