

# LinkedIn Learning Mobile

## Contents

Overview .....	1
Using the LinkedIn Learning app.....	1
Sign In With Your Organization Portal .....	2
Sign In with LinkedIn .....	4

## Overview

LinkedIn Learning is an on-demand learning platform that is available to eligible Yale faculty, student, and staff members and provides courses in leadership, professional development, creative media, and information technology that are designed for in-depth and just-in-time instruction at various skill levels. The platform also offers some of the same courses in German, Spanish, French, Japanese, Mandarin or Brazilian Portuguese languages.

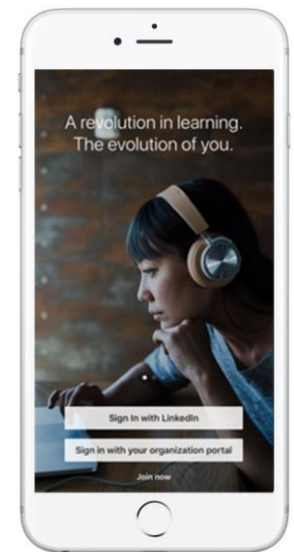
## Using the LinkedIn Learning app

To use the LinkedIn Learning app:

1. If you have not already done so, download the LinkedIn Learning App from your app store.

*NOTE: This is a free download.*

2. Open the app on your mobile device.
3. Click either **Sign in with LinkedIn** or **Sign in with your organization portal**.



# LinkedIn Learning Mobile

## Sign In With Your Organization Portal

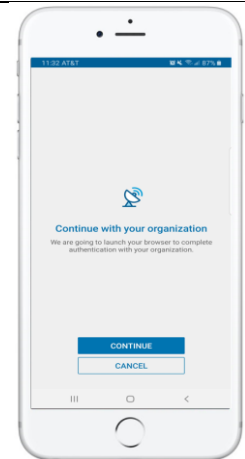
If you choose to sign in with your organization portal.

1. Enter your Yale email and click **Sign in with your organization portal**.



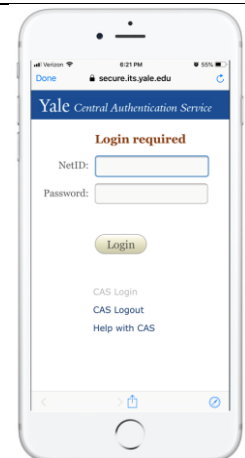
2. Click **Continue** to continue with your organization.

*NOTE: This will only appear if you have previously connected your LinkedIn and Yale profiles. It is recommended you log in via the organization portal the first time you use the app.*



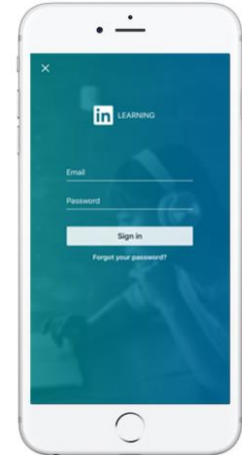
3. Enter your Yale **NetID** and **Password**. Click **Login**.

*NOTE: You may need to do a Push notification to complete this process.*

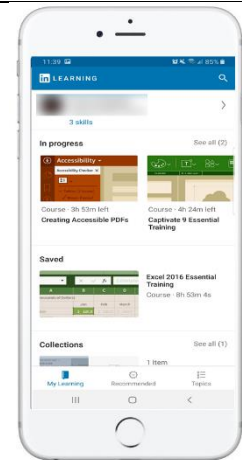


# LinkedIn Learning Mobile

4. If you haven't previously connected your LinkedIn profile to your Yale profile, you can do so now by entering your LinkedIn account email and password.



5. Your application will open, displaying all of your saved and in-progress class content.



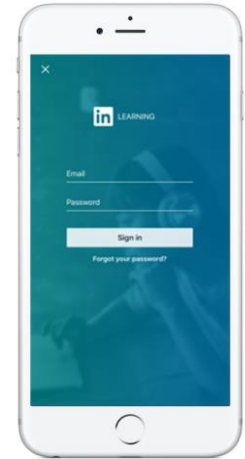
# LinkedIn Learning Mobile

## Sign In with LinkedIn

---

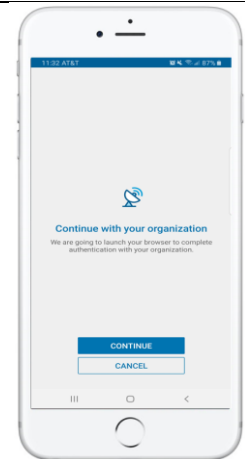
If you choose to sign in with LinkedIn,

1. Enter your LinkedIn email and password.



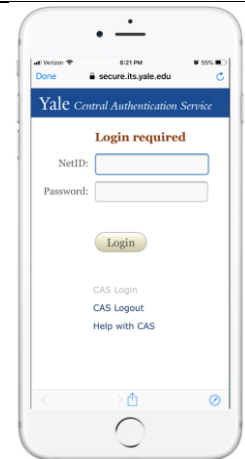
2. Click **Continue** to continue with your organization.

*NOTE: This will only appear if you have previously connected your LinkedIn and Yale profiles. It is recommended you log in via the organization portal the first time you use the app.*



3. Enter your Yale **NetID** and **Password**. Click **Login**.

*NOTE: You may need to do a Push notification to complete this process.*



# LinkedIn Learning Mobile

4. Your application will open, displaying all of your saved and in-progress class content.

