

### Reducing Size of PDF Images for Salesforce

***When submitting PDF's to Salesforce the file size of your submission must be less than 5 MB. If the file is larger, the information will automatically sent back from Salesforce. An automatic response will be sent to the individual submitting the file.***

#### Example of Automated Email

**From:** Mail Delivery Subsystem [<mailto:MAILER-DAEMON@pantheon.yale.edu>]  
**Sent:** Tuesday, October 29, 2013 2:30 PM  
**To:** Spears, Michael  
**Subject:** Undeliverable: MPSYCORE\_Debbie Pearlman

**Delivery has failed to these recipients or groups:**

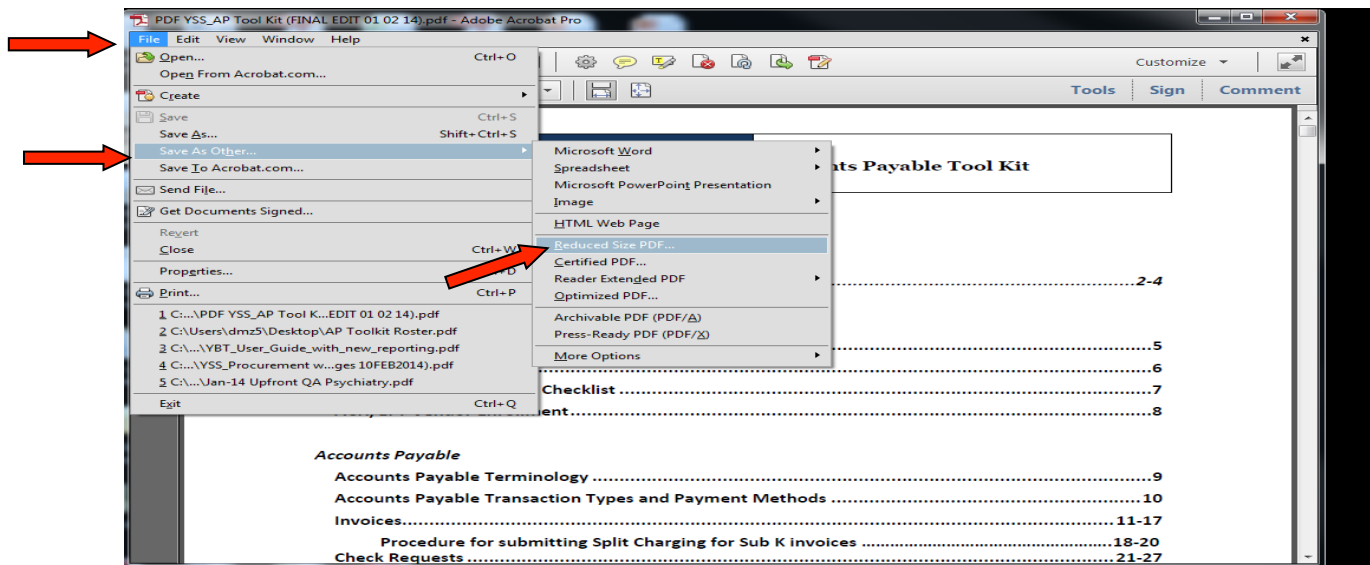
[bsc26@pantheon-po55.its.yale.edu](mailto:bsc26@pantheon-po55.its.yale.edu)

The recipient's mailbox is full and can't accept messages now. Please try resending this message later, or contact the recipient directly.

The following organization rejected your message: mx4-sjl.mta.salesforce.com.

#### How to Reduce PDF Images

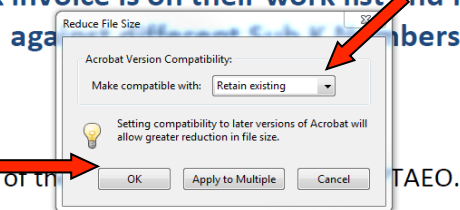
- Choose and open the PDF
- Choose File
  - Save as Other
    - Reduces Size PDF



### Reducing Size of PDF Images for Salesforce

- A Pop Up will appear –Make Compatible with
- Select “Retain Existing”
- Click OK

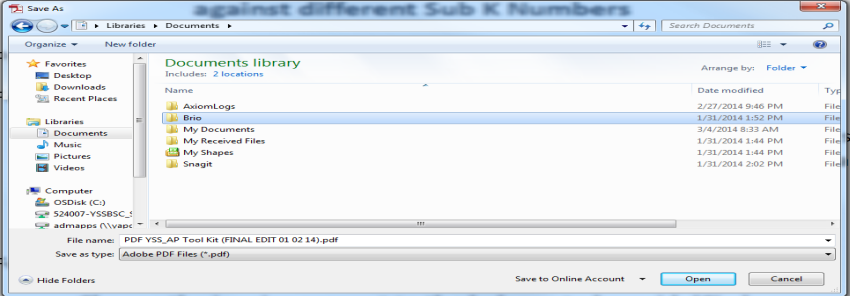
### What to do if a Sub K invoice is on their work list and requires split charging



- Print the invoice
- For the first part of the invoice, click on the 'Split Charging' button.
  - Reject Invoice and be sure to include a note specifying that this is a split charge and include the amount that needs to be paid (only include a Sub K number if it is different than what is stated on the invoice)
  - Click Submit
- For the printed copy that will be submitted to YSS
- Name the file and save

### What to do if a Sub K invoice is on their work list and requires split charging

- R
- R
- R
- R



Split Sub K

Change the invoice amount to the balance to be paid. (Circle amount due to

- Email attachment to the proper queue

The file is now ready to be successfully received by Salesforce.